



CHILDREN FIRST

PO Box 862, Payson, AZ 85547

Equal opportunity provider.

1-877-468-8931

Cell: 1-928-978-2151 Fax: 1-928-468-8351

childrenfirstcacfp.org

Looking for new quality child care providers please refer Children First!

February 2011

Mail menus the first mailing day of the month.

Faxing menus?

1. The fax number is located on most if not all Children First forms, including the menu, fax: 1-928-468-8351
2. It is in the providers best interest to call some time after the fax has been sent to ensure the fax was received and is legible via fax.

Emailing menus?

Allowed? Yes! Email:
daycarechildrenfirst@hotmail.com

Remember the CACFP requires child care providers maintain records for 5 years. Keep your records on hand and in order, these records will be viewed during home visits; including unannounced state visits.

State unannounced visits?

Children First will complete at least 2 unannounced visits a FY and the State will also conduct unannounced visits during each FY.



Healthy Hearts

Ingredients

- Watermelon slices
- Orange slices
- Bamboo kitchen skewers

Instructions

1. Use a heart-shaped cookie cutter on watermelon slices. Poke a bamboo kitchen skewer through each heart, then complete the arrow with an orange slice tip and tail.

What's going on with CACFP?



Children First belief remains "we must stay positive and comply with required CACFP changes." **Stay strong and expect changes to come about a few times or more a year.** The trend for about the past eight years, has shown a consistent pattern that **the CACFP is evolving.** Let's keep our heads up and remember we are here for the children.

Auto Insurance Cards

Child care providers that transport day care children, will soon be required to submit a copy of their auto insurance card. This ruling set by the Arizona Department of Education is in the processes of finalization. **Please be prepared to send a copy of auto insurance cards if you are transporting day care children.**

Meal Count Totals

Notice new menu's that are now in full circulation include a section that allows the provider to add meal count totals. This is in the best interest of the provider, please add meal count totals every month once you have received the new menu's that include this section. Thank!

What got disallowed in December?

Many of these disallowance (loss of payment) are repeating month-after-month, please comply with CACFP regulations or you are sure to lose money.

- Provider's not available for home visit during regular child care hours.
- Menus not current during home visit.
- Menus claimed that do not match Child Care Home Provider Application.
- Forgetting to list meals on the menu.
- Child care hours not listed.
- Sign in/out sheets not up to date during home visit.
- **Photo copying the same menu every month? Copied menus must be of an approved 5 week meal cycle plan!!!!**

CACFP MENU AND MEAL COUNT Reminders and Updates

- Please put a ★ on menu next to residential children .

Total	Official Use
22	B
22	A
22	L
	P
	D
	N
Total	Official Use
22	B
22	A
22	L
	P
	D
	N

provider total here

- New meal count/menus are now in circulation, providers will add the menus next to the official use total column on the meal count sheet. Then eventually the final draft will circulate that also includes a meal count total that should be completed at the bottom of the menu, next to the provider signature. This is an edit check system that Children First will use to ensure each provider gets paid the proper amount.

Provider Monthly Totals:

B ___ AM ___ L ___ PM ___ D ___ N ___

The monthly total should be all the meals total for the month.

The total amount by meal count x's made on the meal count sheet.

Example all the breakfast, AM, lunch total 44 for the month:

Provider Monthly Totals:

B 44 AM 44 L 44 PM ___ D ___ N ___

Do not use the official use column, use the provider column total.



Rice Krispies Hearts

Ingredients


- Cooking spray
- 3 tablespoons margarine
- 6 cups mini (or 60 regular-size) marshmallows
- Red food coloring
- 9 cups Rice Krispies cereal
- Heart-shaped cookie cutter
- Plastic bags, yarn

Instructions

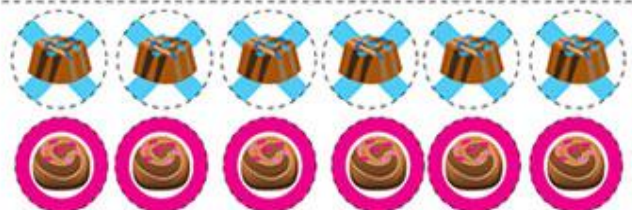
1. To begin, lightly coat a 10- by 15-inch baking sheet with cooking spray and set it aside.
2. Melt the margarine in a large pot over low heat. Add the marshmallows, stirring them continuously until they melt. Remove the pan from the heat. Stir in drops of red food coloring until the color receives a thumbs-up from the chef.
3. Add the Rice Krispies, stirring until they are evenly coated with marshmallow. Spoon the mixture onto the baking sheet.
4. With waxed paper (or lightly buttered hands), smooth out the mixture, spreading it to an even thickness.
5. Cut out hearts with the cookie cutter. Place each heart in a clear plastic bag, tie on a yarn bow, and they're ready for giving. Makes seven 5-inch hearts.

Chocolate Tic-Tac-Toe

Cut out the chocolate X's and O's. One person places a chocolate X in a square, then the other person places a chocolate O. Keep taking turns; whoever gets 3 in a row wins!

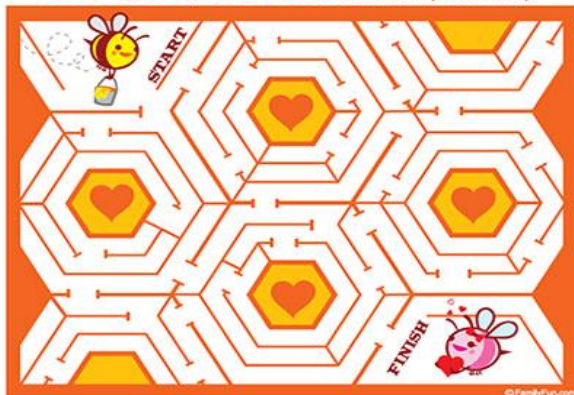


©FamilyFun.com



Bee-A-Mazed

A bucket of honey is on its way to this little bee's honey on Valentine's Day.



©FamilyFun.com